



# RCSI

# CT Colonography Training Course

Friday 15th October 2010  
Venue: UCD, Belfield

- Highlights:**
- Small class size
  - Multiple reading stations / workstations with advanced 3D software
  - Over 3 hours of hands-on case review
  - Case review and feedback
  - Databank of proven cases
  - 10 summary lectures covering all aspects of CT colonography
  - International and local faculty
  - 8 hours of CPD credits approved

**Course Fee:** € 150

**Registration:** Opens April 16th 2010

**Local Faculty:** Dr. Martina Morrin  
Prof. Helen Fenlon  
Dr. Ristead O'Laoide  
Prof. Diarmuid O'Donoghue  
Dr. John Bruzzi  
Prof. Dermot Malone  
Dr. Joan Heneghan  
Dr. Aidan Quinn  
Dr. Denis Kelly

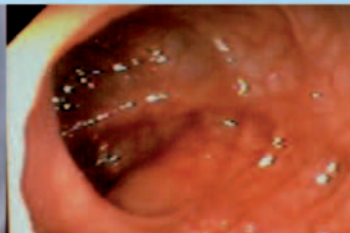

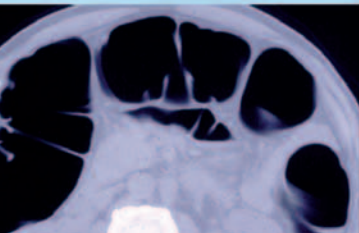
**International Faculty:** Dr. Philippe Lefere (BE)  
Dr. David Burling (UK)  
Dr. Steefan Gryspeerdt (BE)  
Dr. Thomas Mang (AU)

*Early registration advised as places are strictly limited.  
Priority given to Radiologists in practice.*

## For more details please contact:

Faculty of Radiologists, Royal College of Surgeons in Ireland,  
123 St. Stephen's Green, Dublin 2.

Phone: 01-402 2139 / 2476, Fax: 01-4022466, Email: radiology@rcsi.ie





**RCSI**

# CT Colonography Training Course

Friday 15th October 2010  
Venue: UCD, Belfield

8.00am – 8.30am Registration

## Session 1

8.30am – 10.45am Chair H. Fenlon

8.30am – 8.45am	Opening remarks	<i>R. Ó Laoide</i>
8.45am – 9.00am	Colorectal cancer screening – the Irish perspective	<i>D. O'Donoghue</i>
9.00am – 9.15am	CT colonography – background and current status	<i>D. Burling</i>
9.15am – 9.30am	How to set up a CT colonography service	<i>D. Burling</i>
9.30am – 9.45am	CT colonography – patient prep and acquisition	<i>P. Lefere</i>
9.45am – 10.00am	CT colonography – image interpretation	<i>S. Gryspeerdt</i>
10.00am – 10.15am	Pitfalls in interpretation	<i>M. Morrin</i>
10.15am – 10.45am	Questions and discussion	<i>Panel</i>
10.45am – 11.15am	Coffee	

## Session 2

11.15am – 1.00pm Chair M. Morrin

11.15am – 11.45am	Introduction to workstations / vendor options	<i>M. Morrin / T. Mang</i>
11.45am – 1pm	Case review	
1pm – 1.45pm	Lunch	

## Session 3

1.45pm – 5.30pm Chair R. Ó Laoide

1.45pm – 2.00pm	Why you are here – importance of training, quality, accreditation	<i>T. Mang</i>
2.00pm – 2.15pm	CT colonography – how to issue a useful report and make appropriate recommendation for follow-up	<i>H. Fenlon</i>
2.15 – 2.30pm	CT colonography – Issues of cost and economics	<i>D. Malone</i>
2.30 – 5pm	Case review	
5pm – 5.30pm	Panel discussion, future courses and closing remarks	